Planmeca Emerald® S with Cariosity™

Clinical Guide

PLANMECA

Classification of findings

Description	Cariosity™	Initial Findings	X-ray
Healthy tooth surface.	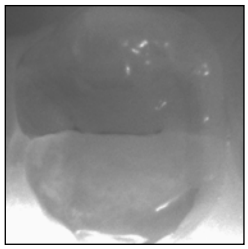		
First signs of interproximal enamel caries.	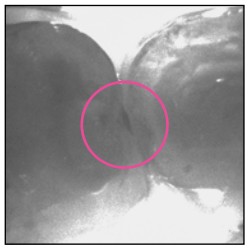		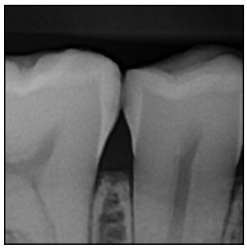
Established interproximal enamel caries.	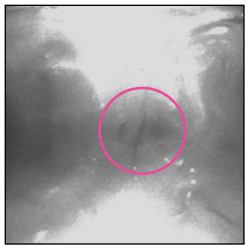		
Interproximal enamel caries with contact with enamel-dentin border.	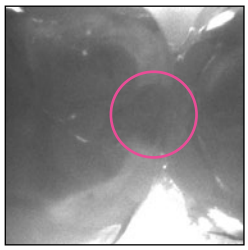		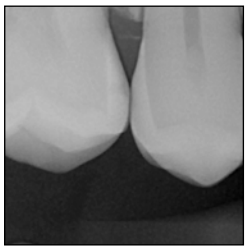
Interproximal dentin caries with surface enamel-dentin border contact.			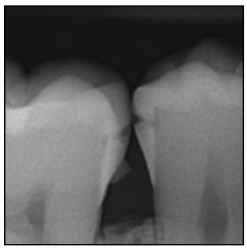
Advanced interproximal dentin caries.	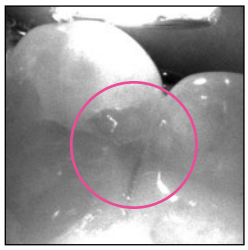		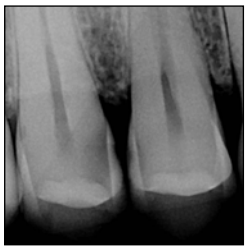

©2022 Planmeca U.S.A. All rights reserved. PMCA-CDM-EDU0007A 08/22